

NATURE

by AMADIS



Talc (ASNETC/310)




Lazurite (ASNELE/310)




Mahogany (ASNEMY/310)



Sea (ASNESAS/310)



Forest (ASNEFT/310)



Turf (ASNETF/310)


Colors are intended as a guide only and may vary from actual tile. Sizes listed are nominal. Please check samples before making final selection and to get actual dimensions for layout. See reverse side for additional product information.

Amadis Nature is a porcelain tile made by traditional ceramic techniques that create a hand-crafted look. The bisque has a linear surface structure that is achieved by using 6 different molds. The factory used special reactive glazes (except the Talc) in rich jewel tones that are then applied directly onto the bisque (without engobe) so the color of the bisque shows through the areas where the glaze is translucent. The glazes spread and pool into the nooks and crannies of the structure creating natural movement and variation in the look, and a surface that is much flatter than it appears making it easier to install and maintain. The reactive glazes enhance the depth, glossiness and visual impact of the material.


Colors and Size - Non-Rectified 2-1/2 x 9-3/4




Talc (ASNETC/310)




Lazurite (ASNELE/310)




Sea (ASNESA/310)



Forest (ASNEFT/310)



Mahogany (ASNEMY/310)



Turf (ASNETF/310)

Due to the nature of this special material, orders must be for full boxes only. Please note that we do not accept returns in general. In the rare occurrence that we make an exception and do take a return of this product, only factory sealed full boxes can be accepted.

Installation Information

Nature is intended for walls. Due to the style of this handcrafted look, the minimum recommend grout joint is 3/32". It is important to work with the layout, blending pieces with different hues, within each carton and pulling from several cartons, to get the proper blend during installation. This material is non-rectified, and there may be slight differences in the size and shape of the pieces.

PLEASE NOTE: The reactive colors (all except the Talc color) are not specifically developed to be craquele, but they may develop a subtle craquele-like effect. If engobe is not used (like in Nature), the craquele effect is less often and very rarely reaches the surface. For that reason, sealing the product is recommended but not mandatory. The factory recommends the Fila MP90 Eco Xtreme.

Please also note that this type of glaze uses metal to achieve its reactive nature and it is somewhat delicate. It may react negatively to acid products or aggressive cleaning agents, and they should not be used. It is recommended to use neutral detergents for cleaning, both immediately after laying and for daily maintenance. It is important to avoid the use of anti-limescale products, as they may dull the surface and impair its appearance. Due to these special glazes, this line is not suitable for swimming pools.

Contrasting dark grouts, especially black, should NOT be used. It can leave a film that is difficult to completely remove. It is also problematic because the grout will highlight every tiny irregularity and it will emphasize any flaws in the installation.