




The Tuxedo is our classic subway tile line. It features White in two finishes, Glossy and Matte, Cream in Glossy and Black in a Satin finish that pairs equally well with both Whites as well as the Cream. Tuxedo expands beyond the traditional 3 x 6 size to a multitude of other sizes as well as a Beveled version in 2 sizes.

LATO




Wall Sizes




3 x 6 (LATO--/36)



3 x 9 (LATO--/39)




3 x 12 (LATO--/312)



2 x 8 (LATO--/28)



4 x 8 (LATO--/48)



Elongated Hex (LATO--/38EH)

Colors

Grp1



Glossy White (LATO1G)



Matte White (LATO1M)



Glossy Cream (LATO83G)


Grp2



Satin Black (LATO9S)

Colors are intended as a guide only and may vary from actual tile. Sizes listed are nominal. Please check samples before making final selection and to get actual dimensions for layout. See reverse side for additional product information.


Beveled Wall Tile



3 x 6 Beveled (LATO--/B36)



3 x 3 Beveled (LATO--/B33)



4 x 8 Beveled (LATO--/B48)



4 x 4 Beveled (LATO--/B44)

The 3x3 and 4x4 Beveled are intended as finishing pieces for the 3x6 and 4x8 beveled when used in a subway pattern. They have three pressed edges and one cut edge. We recommend putting the cut edge on the outside edge of the installation.

INSTALLATION INFORMATION

Tuxedo is intended for interior walls. If installing with a cement-based adhesive, it is recommended to use flexible setting material that meets the ISO S1 standard (e.g. Servolight by Kiesel). All substrates should be properly reinforced to be sure there is no movement. Wood studs need to be dry and properly braced with a minimum depth of 3½". For mortar installations, the mortar bed has to be cured (less than 2% humidity) and has to have proper reinforcing.

● In Stock Items — Not available


TILESHOP www.tile-shop.com

WALL TILE		COLORS Grp 1			Grp 2
Field Sizes 2x8 & 4x8 are not modular with 3x6, 3x9 & 3x12.		Glossy White LATO1G	Matte White LATO1M	Glossy Cream LATO83G	Satin Black LATO9S
3 x 6	LATO--/36	●	●	●	●
3 x 9	LATO--/39	●	●	●	●
3 x 12	LATO--/312	●	●	●	●
4 x 8	LATO--/48	●	●	●	●
2 x 8	LATO--/28	●	●	●	●
Elongated Hex	LATO--/38EH	●	●	—	●
Beveled Wall Sizes and Trims					
3 x 6	LATO--/B36	●	●	—	●
3 x 3	LATO--/B33	●	●	—	●
4 x 8	LATO--/B48	●	●	—	●
4 x 4	LATO--/B44	●	●	—	●
Beveled Trims - The 12" trim can be used on both 3 x 6 and 4 x 8 Beveled sizes					
BT112	3/4 x 12 Beveled Trim	●	●	—	●
Universal Trims					
PB112	1/2 x 12 Pencil Bullnose	●	●	●	●
PBSN	Mini Corner Bullnose	●	●	●	●
A112	12" Quarter Round	●	●	●	●
AC	1" Beak	●	●	●	●
U3619	6x8 Cove Base	●	●	—	—
UC3619	Cove Outside Corner	●	●	—	—
CM18	1-1/2x8 Cap Molding	●	●	●	●
CMN18	Corner Cap Molding	●	●	●	●
FSP112	1/2 x 12 Feature Strip Plain	●	●	—	●
CO28	2 x 8 Capo Molding	●	●	●	●
CON28	Capo Corner	●	●	●	●
3 x 6 Trim					
S4639	Bullnose - 3" side	●	●	—	—
S4369	Bullnose - 6" side	●	●	—	—
SCL/R4369	Down Angle L/R - 3 x 6	●	●	—	—
A106	6" Quarter Round	●	●	—	—
AC	1" Beak	●	●	—	—
4 x 8 Trim					
S4849	Bullnose - 4" side	●	●	—	—
S4489	Bullnose - 8" side	●	●	—	—
SCL/R4489	Down Angle L/R - 4 x 8	●	●	—	—
A108	8" Quarter Round	●	●	—	—
AC	1" Beak	●	●	—	—